

Daniels
Greer
Properties,
LLC

INVESTMENT/INCOME PRODUCING OPPORTUNITY

5203 STATE HWY 82, LOCUST GROVE, OK 74352

ASKING \$267,995



LOCATION DESCRIPTION

This piece of land sits between Salina and Locust Grove. It is located across from Lake Hudson, making it convenient for lake users.

PROPERTY HIGHLIGHTS

- +/- 2.2 Acres
- Quick access to Pryor
- No Zoning Restrictions
- Quick access to HWY 82
- Quick access to U.S. HWY 412

CONTACT US NOW

Cameron Greer 918-527-3674
Cam@Danielsgreer.com

PROPERTY FEATURES



- Property secured by chain link fence and locked gate
- Location to develop or build rv park, hotel, or retail storage
- Located right on Highway 82
- 10 enclosed storage units
- 5 covered storage units
- Potential income producing

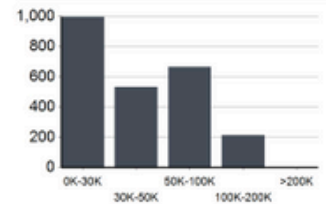
Location Demographics

Location Facts & Demographics

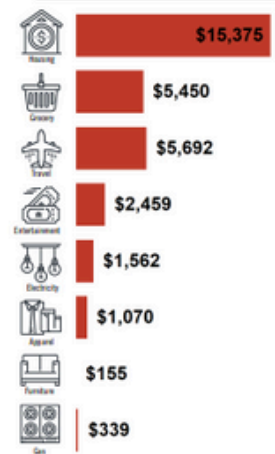
Demographics are determined by a 10 minute drive from 5203 S Hwy 82, Locust Grove, OK 74352



INCOME BY HOUSEHOLD



HH SPENDING



CITY, STATE
Locust Grove, OK

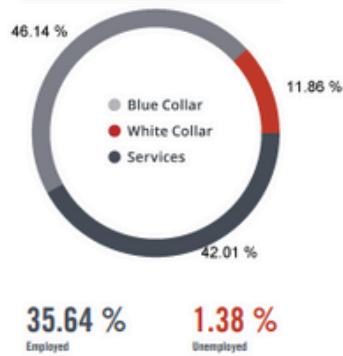
POPULATION
6,033

AVG. HHSIZE
2.59

MEDIAN HH INCOME
\$42,668

HOME OWNERSHIP
Renters: **515**
Owners: **1,777**

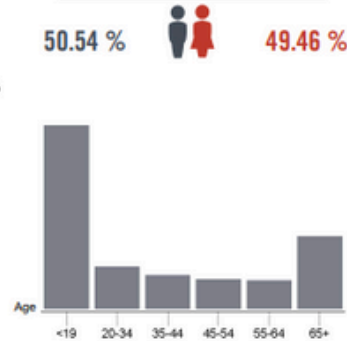
EMPLOYMENT



EDUCATION

High School Grad: **38.95 %**
Some College: **18.03 %**
Associates: **3.89 %**
Bachelors: **10.86 %**

GENDER & AGE



RACE & ETHNICITY

White: **58.12 %**
Asian: **0.03 %**
Native American: **32.83 %**
Pacific Islanders: **0.00 %**
African-American: **0.00 %**
Hispanic: **1.46 %**
Two or More Races: **7.56 %**

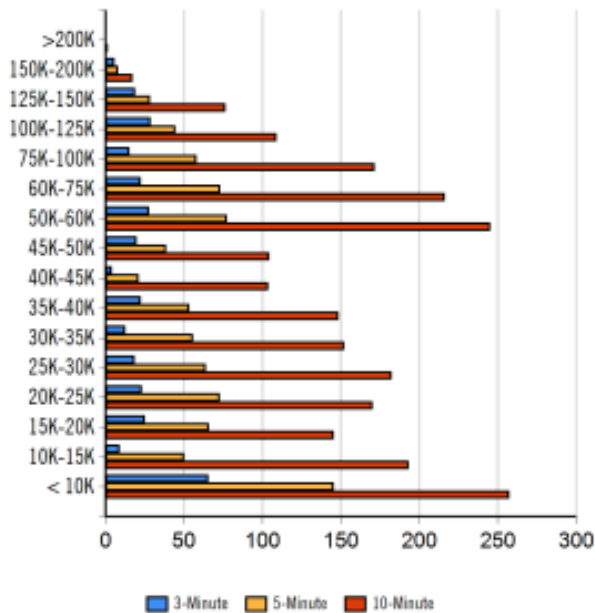
This information supplied herein is from sources we deem reliable. It is provided without any representation, warranty or guarantee, expressed or implied as to its accuracy. Prospective buyers or tenants should conduct independent investigation and verification of all matters deemed to be material, including, but not limited to, statements of income and expenses. Consult your attorney, accountant, or other professional advisor.

Labor and Income Demographics

Labor & Income

	Agriculture	Mining	Construction	Manufacturing	Wholesale	Retail	Transportation	Information	Professional	Utility	Hospitality	Pub-Admin	Other
3-Minute	3	0	28	40	2	45	32	0	10	50	41	10	7
5-Minute	9	5	69	99	15	114	65	2	32	175	87	25	34
10-Minute	28	30	188	383	59	228	173	20	98	515	204	57	99

Household Income



Radius Median Household Income

3-Minute	\$40,151.50
10-Minute	\$42,667.86
5-Minute	\$42,854.63

Radius Average Household Income

3-Minute	\$46,632.50
5-Minute	\$47,444.25
10-Minute	\$48,146.36

Radius Aggregate Household Income

3-Minute	\$15,228,030.32
5-Minute	\$36,913,309.99
10-Minute	\$103,796,134.01

Education

	3-Minute	5-Minute	10-Minute
Pop > 25	456	1,250	3,488
High School Grad	178	480	1,359
Some College	73	212	629
Associates	12	46	136
Bachelors	31	86	237
Masters	9	23	70
Prof. Degree	8	10	17
Doctorate	1	2	2

Tapestry

	3-Minute	5-Minute	10-Minute
Vacant Ready For Rent	56 %	32 %	48 %
Teen's	45 %	30 %	45 %
Expensive Homes	0 %	0 %	2 %
Mobile Homes	158 %	84 %	144 %
New Homes	37 %	22 %	37 %
New Households	40 %	24 %	35 %
Military Households	6 %	5 %	3 %
Households with 4+ Cars	43 %	26 %	46 %
Public Transportation Users	0 %	0 %	2 %
Young Wealthy Households	0 %	0 %	0 %

This Tapestry information compares this selected market against the average. If a tapestry is over 100% it is above average for that statistic. If a tapestry is under 100% it is below average.



Amanda Duenner
ag@danielsgreer.com
918-740-1015



This information supplied herein is from sources we deem reliable. It is provided without any representation, warranty or guarantee, expressed or implied as to its accuracy. Prospective Buyer or Tenant should conduct an independent investigation and verification of all matters deemed to be material, including, but not limited to, statements of income and expenses. Consult your attorney, accountant, or other prof. advisor.